




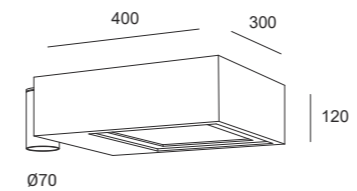
LEON

LEON | stradale



Leon stradale

5,50 Kg



LEON | stradale

Watt*	Lumen**	L Lunghezza	K	Ottiche
15W	2275	520 mm	3000 K 4000 K	AS - Asimmetrico ST1 - Stradale 1 ST2 - Stradale 2 CP - Batwing
23W	3300			
35W	4650			
26W	3910			
52W	6980			
57W	7465			

P. Stand-by: 0 | P. Stand-by in rete: 0 | Int. Elettrica: 230 Vac 50Hz
*Potenza dei LED **Flusso totale in uscita dall'apparecchio @Tamb 25° - 4000°K

Connettori



Presa-spina

3 vie tipo "T"

Colori



Caratteristiche



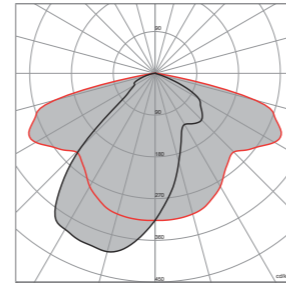
A richiesta:



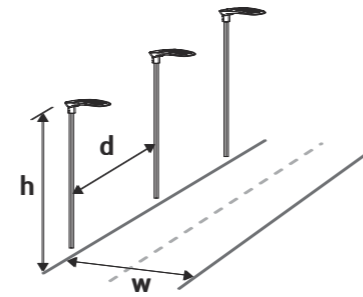
LEON ST1 - Stradale 1

Classe stradale	M1	M2	M3	M4	M5
Distanza palo (d)	24m	24m	24m	24m	24m
Emissione luminosa	UI*	UI*	6400 lm	4800 lm	3200 lm
Distanza palo (d)	32m	32m	32m	32m	32m
Emissione luminosa	-	-	UI*	UI*	4800 lm
Distanza palo (d)	40m	40m	40m	40m	40m
Emissione luminosa	-	-	UI*	UI*	5600 lm

* Uniformità longitudinale non soddisfatta



Lm Led/Lm Out:
Standard -N (4000 K)
-8% -W (3000 K)

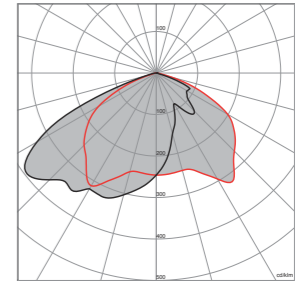


W= 8 m - H= 8m

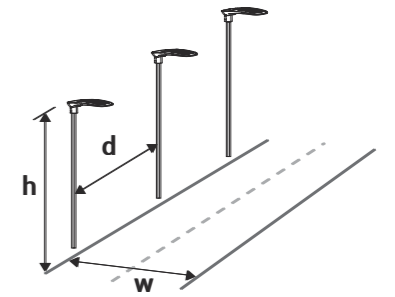
LEON AS - Asimmetrica

Classe stradale	M1	M2	M3	M4	M5
Distanza palo (d)	24m	24m	24m	24m	24m
Emissione luminosa	UI*	UI*	8800 lm	6400 lm	4800 lm
Distanza palo (d)	32m	32m	32m	32m	32m
Emissione luminosa	UI*	UI*	10400 lm	8000 lm	5600 lm
Distanza palo (d)	40m	40m	40m	40m	40m
Emissione luminosa	-	-	UI*	UI*	6400 lm

* Uniformità longitudinale non soddisfatta



Lm Led/Lm Out:
Standard -N (4000 K)
-8% -W (3000 K)

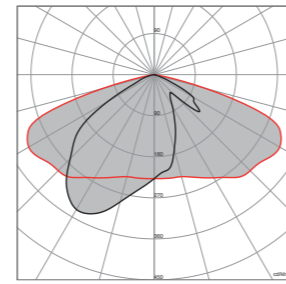


W= 8 m - H= 8m

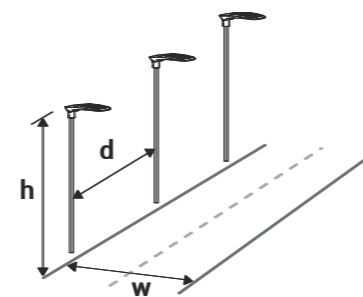
LEON ST2 - Stradale 2

Classe stradale	M1	M2	M3	M4	M5
Distanza palo (d)	24m	24m	24m	24m	24m
Emissione luminosa	13600 lm	10400 lm	7200 lm	5600 lm	4000 lm
Distanza palo (d)	32m	32m	32m	32m	32m
Emissione luminosa	UI*	UI*	8200 lm	7200 lm	4800 lm
Distanza palo (d)	40m	40m	40m	40m	40m
Emissione luminosa	-	-	-	-	5600 lm

* Uniformità longitudinale non soddisfatta



Lm Led/Lm Out:
Standard -N (4000 K)
-8% -W (3000 K)

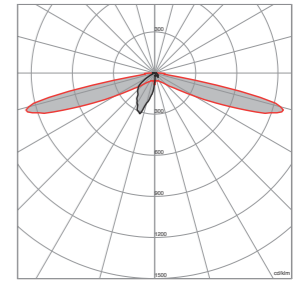


W= 8 m - H= 8m

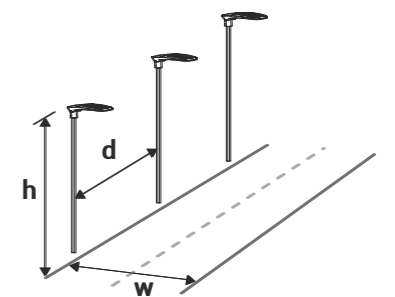
LEON CP - Batwing

Classe stradale	M1	M2	M3	M4	M5
Distanza palo (d)	24m	24m	24m	24m	24m
Emissione luminosa	UI*	UI*	-	-	-
Distanza palo (d)	32m	32m	32m	32m	32m
Emissione luminosa	-	-	UI*	UI*	-
Distanza palo (d)	40m	40m	40m	40m	40m
Emissione luminosa	-	-	UI*	UI*	-

* Uniformità longitudinale non soddisfatta



Lm Led/Lm Out:
Standard -N (4000 K)
-8% -W (3000 K)



W= 8 m - H= 8m