



# COLA

STUDIO ARCHEA - ARCHITETTO MARCO CASAMONTI



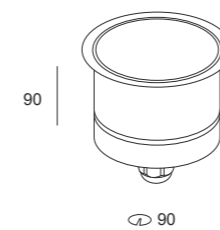
## COLA round | incasso carrabile



Cola round incasso

1,00 Kg

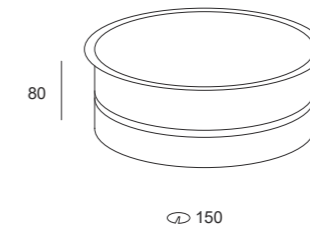
Ø104



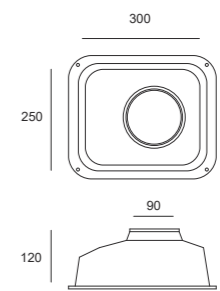
Cola maxi round incasso

1,80 Kg

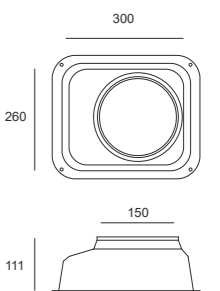
Ø164



Cassaforma Cola round incasso



Cassaforma Cola maxi round incasso



### COLA round | incasso carrabile

Watt*	Lumen**	ØDiametro mm	K	Emissione
4W	420	104	3000 K 4000 K	Wide (110°)
8W	840	164		

P. Stand-by: 0 | P. Stand-by in rete: 0 | Int. Elettrica: 350mA 6V, 350mA 18V  
 \*Potenza dei LED \*\*Flusso totale in uscita dall'apparecchio @Tamb 25° - 4000°K  
 Considerare una riduzione del flusso in uscita dell'8% per sorgente LED 3000°K

### Cassaforma COLA round

Versione	Dimensioni
4W	250x300xH120
8W	260x300xH111

### Colori



### Caratteristiche

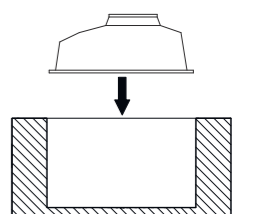


### Connettori



Presa-spina

3 vie tipo "T"





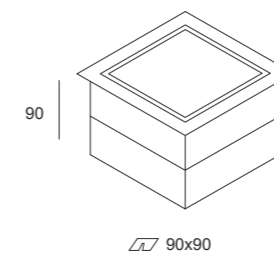


# COLA square | incasso carrabile



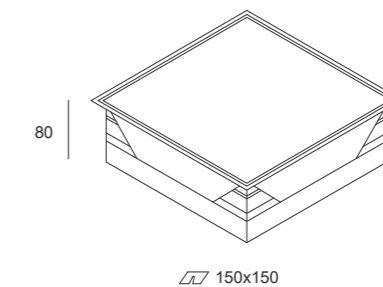
Cola square incasso

1,00 Kg  
104x104

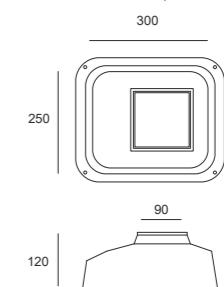


Cola maxi square incasso

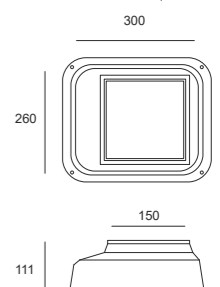
1,80 Kg  
164x164



Cassaforma Cola square incasso



Cassaforma Cola maxi square incasso



## COLA square | incasso carrabile

Watt*	Lumen**	L Lunghezza	K	Emissione
4W	420	104	3000 K	Wide (110°)
8W	840	164	4000 K	

P. Stand-by: 0 | P. Stand-by in rete: 0 | Int. Elettrica: 24Vdc  
\*Potenza dei LED \*\*Flusso totale in uscita dall'apparecchio @Tamb 25° - 4000°K  
Considerare una riduzione del flusso in uscita dell'8% per sorgente LED 3000°K

## Cassaforma COLA square

Versione	Dimensioni
4W	250x300xH120
8W	260x300xH111

### Colori



### Caratteristiche



### Connettori



Prespa-spina



3 vie tipo "T"

